



MONITOR OF CEREMONIES

GENERAL INSTRUCTIONS FOR ALL OPEN CEREMONIES

issued by
DeMolay International

This revision has been prepared under the authority and direction of the DeMolay International Committee on Ritual, Regalia, Honors and Awards.

Corrected Fifth Edition
© 2006
Issued by the Grand Secretary's Office

GENERAL INSTRUCTIONS

It is recommended that all Open Ceremonies be used at every available opportunity. Written invitations to Masonic and community dignitaries will be beneficial toward improving community relations. These ceremonies can also increase Chapter enthusiasm for performing our ritual. A good effect can be achieved by combining various ceremonies, but care should be taken to avoid lengthy programs.

When more than one ceremony from this *Monitor* is presented on the same occasion, repetitious use of opening prayers, closing prayers and entrances and exits of Officers can materially detract from the beauty of the occasion. Therefore, it is recommended that only one opening and closing prayer be used and that there be only one formal entrance and exit of Officers on such occasions. Changes in Officers' stations should be done informally, but in as dignified and graceful a manner as possible.

The texts of these ceremonies must be followed to the letter; no additions or deletions are permitted, but they may be amplified with such special features as a musical program, addresses, presentation of jewels or other tokens, as may be desired. They should be made as impressive as possible, since they are opportunities for DeMolays to explain and exemplify the purposes of the Order to those who may never learn them otherwise.

This Monitor of Ceremonies of the Order of DeMolay is the official standard for all non-secret ceremonial work of the Order. It presumes the existence of ideal conditions for the presentation of the work. In those instances in which the Chapter room or meeting place imposes physical limitations, the Chapter may make the adjustments necessary, so long as they adhere as closely as feasible to this official standard.

Room Arrangement and Paraphernalia

Room Arrangement: The Altar, the Councilors' seats and pedestals, the stations of the officers and chairs for the members should be arranged as shown on Diagram One or as close to that arrangement as the circumstances of the room permit. For example: some Chapters may find it necessary to place Preceptors 1, 2, and 3 on the South side of the room and Preceptors 4, 5, 6, and 7 on the North side. If the door through which most officers, members and others normally enter the Chapter room is not located at the point indicated as "A" on Diagram One, the Junior Deacon and Sentinel would necessarily be relocated to that door to enable them to control access.

Required Paraphernalia: In an open meeting, a Chapter room should be furnished with the following paraphernalia: two gavels, seven candlesticks with candles, Bible, school books, National flag in standard, and gong.

Optional Items: Altar cloth, flowers, Chapter banner, baton for Marshal, Bible marker, gavel for the Junior Councilor.

Candles: The candles should be arranged about and to the East of the Altar as shown on Diagram One.

Flag and Banner: The National flag and the Chapter banner should be placed in standards at the positions shown on Diagram One.

Gavels: A gavel should be on the pedestal at the stations of the Master Councilor and Senior Councilor.

Altar: In an open meeting, only the Holy Bible and school books must be placed on the Altar. If desired, only an Altar cloth, Bible marker and flowers may be added.

If flowers are used, they should be placed around the Holy Bible, but not on it. If a Bible marker is used, the DeMolay emblem upon it, if any, should be toward the West side of the Altar, whether the Bible is open or closed. If there is a DeMolay emblem on the Altar cloth, it should be on the West side.

Robes: The uniform robe adopted by DeMolay International for use by Chapter Officers is a black cape robe lined with red with the DeMolay emblem on the wearer's right breast. That robe is for use by **all** Officers in Open Ceremonies.

Pronunciations and Definitions: Appendix A contains a brief dictionary of words used in DeMolay ceremonies, including correct pronunciations. DeMolay members preparing a ritual part should consult Appendix A for a thorough understanding of the meanings of the words and correct pronunciations so they may more effectively teach the lessons contained in the ceremonies.

Music: Appendix B contains a program of selected music titles. The use of music in all DeMolay ritual work is strongly recommended. Throughout the text, cues for the entry of suggested music are provided. A standard cassette tape of musical selections is available from the DeMolay Service and Leadership Center.

Diagrams and Figures: Appendix C contains diagrams showing the Chapter room setup, the positions of the Officers, the letter designations used in describing the floor movements, and Figures displaying a series of photographs of the correct way of conducting persons, carrying the flag, etc.

Conduct in the Chapter Room

Floor Movements: After the Master Councilor or the equivalent presiding officer has called the Chapter to order, no person shall pass between the Altar and the East except when this *Monitor* expressly requires it.

All floor movements should be made in a clockwise direction except when specifically noted otherwise. The shaded area on Diagram One represents a walking band, which is always wide enough for two Officers to walk side by side. All Officers' movements about the Chapter room are directed by the letters on Diagram One. X is the station of the Officer(s) being directed. Z is the point on the walking band nearest the station of the Officer(s) being directed.

An Officer directed to move X Z moves directly forward from his station to the walking band, except the Councilors, Scribe and Treasurer. These Officers will move by the most direct route to the walking band, but around the pedestals or desks in their paths. An Officer directed to move Z X returns to his station by retracing his X Z route.

Floor Movement Examples: Movements of Chaplain and Marshal from their stations by way of the South to the West side of the Altar would be noted thus: Ch. and Mar. move X Z I J. Their return from the West side of the Altar by way of the North to their stations would be noted thus: Ch. and Mar. move J K V Z X.

Recognition: When a person wishes to be recognized by the Master Councilor, or the equivalent presiding officer, he should rise, face the Master Councilor, and remain silent until he is recognized. When a person is addressed by the Master Councilor by name, or an Officer by title, he shall rise immediately and face the Master Councilor. No other salute of any kind is to be

given to the Master Councilor. Except during prayers, all Officers (including the Master Councilor) and all other persons stand when speaking.

Gavel Raps: Except when this *Monitor* expressly requires otherwise, when a gavel is rapped once, all Officers standing at stations and all others standing will go to appropriate seats and sit down; when rapped twice, all Officers sitting will stand; when rapped three times, all persons sitting will stand.

Marshal Conducts: When the Marshal conducts an Officer or any other person, he shall use his right arm and hand to take hold of that Officer's or person's left forearm and wrist as shown in Figure 2. The Marshal may carry a baton. If he does so, one end of the baton should be in his left hand; the other end should be tucked under his left arm as shown in Figure 4.

Prayers: During prayers, all Active DeMolays (except the Chaplain, Marshal, and Standard Bearer when holding the flag) kneel facing the Altar. An Active DeMolay kneels on his left knee, his right elbow resting on his right knee, his forehead resting in his right hand, his left hand around his right elbow (see Figure 1). The Chaplain kneels at the Altar on both knees, both hands palms down on the Holy Bible, body erect, and head slightly turned up; eyes may be opened or closed (see Figure 5). All persons present who are not Active DeMolays remain standing facing the Altar. Active DeMolays kneel and rise in unison with the Chaplain. Special rules are here set forth for the Marshal. The Marshal in the formation of the Triangle kneels with the other Officers. If the Marshal is carrying a baton, he kneels placing the baton across his right leg, behind his right elbow (see Figure 3).

At the close of prayers and before rising, Active DeMolays respond "Amen", except after the Nine O'clock Interpolation prayer, when they respond, "God bless mother. God bless father. God bless the purposes of DeMolay. Amen."

Forms of Address: An Active DeMolay who is not an Officer of the Chapter is addressed by the title "Brother" followed by his last name. An Officer of the Chapter is addressed by the title "Brother" followed by the title of his office. A male Advisor is addressed by the title "Dad" followed by his last name. A female Advisor is addressed by the title "Mom" followed by her last name. A Senior DeMolay who is not an Advisor is addressed by the title "Brother" followed by his last name. A Master Mason or male visitor who is not an Advisor or an Active DeMolay is addressed by the title "Mister" followed by his last name. A female visitor who is not an Advisor is addressed by the title "Mrs.", "Miss", or "Ms." followed by her last name.

Gender-Specific Language: In this revision of the Monitor of Ceremonies, most gender-specific references have been removed. In some instances, the original language was retained to preserve the cadence and tone of the statement (for example, addressing officers). When the situation requires it, these should be appropriately altered by the speaker.

Unauthorized Ceremonies and Modifications: The ceremonies included in this Monitor are authorized for use by every DeMolay Chapter, and should be presented as prescribed, except where a modification has been approved, in writing, by an Executive Officer, for his jurisdiction. The use of unauthorized ceremonies risks becoming a violation of youth protection policy because they may degenerate into comedy, horseplay, or hazing. Therefore, additional ceremonies are not permitted, except by written authorization from the Executive Officer, for his jurisdiction.

APPENDIX A

Monitor of Ceremonies Pronouncing Glossary Combined vocabulary list from each ceremony

Note: These definitions are context-specific and apply specifically to these ceremonies.

ˈ	Heavy stress	ˈ	Light stress				
ă	as in <u>add</u>	ā	as in <u>day</u>	â	as in <u>air</u>		
ě	as in <u>pet</u>	ē	as in <u>bee</u>		ä	as in <u>father</u>	
ĭ	as in <u>pĭt</u>	ī	as in <u>wĭre</u>	î	as in <u>here</u>	ə	as in <u>soda</u>
ǒ	as in <u>pot</u>	ō	as in <u>toe</u>	ô	as in <u>paw</u>		
ŭ	as in <u>cut</u>	ū	as in <u>boot</u>	û	as in <u>term</u>		

abiding	ə-bī'dīng. Lasting for a long time.
abundant	ə-bŭn'dənt. Plentiful.
abyss	ə-bĭs'. A bottomless pit or depth.
adder	ăd'ər. A snake, often poisonous.
adjutant	ăj'ə-tənt. An assistant.
admonish	ăd-mŏn'ĭsh. To remind of an obligation.
agape	ă-gā'pā. Love that is spiritual in its nature.
alleviation	ə-lē'vē-ā'shən. Something that relieves or lessens.
alms	ălmz. Money or goods given to charity.
animate	ăn'ə-māt'. To fill with spirit.
arduous	ăr'jū-əs. Demanding great effort; difficult.
aspiring	ə-spĭr' ĭng. Striving toward a goal.
assail	ə-sāl'. To attack verbally; to ridicule.
Athenian Oath	ŭ-thēn'ē-ăn. An oath of citizenship in ancient Greece.
attuned	ə-tŭnd'. In agreement with; conformed.
augury	ô'gyə-rē. A sign of something coming; an omen.
auspicious	ô-spĭsh'əs. Marked by success.
benediction	bēn'ĭ-dĭk'shən. A blessing.
bereavement	bĭ-rēv'mĭnt. Being left alone through someone's death.
beseech	bĭ-sēch'. To request earnestly; to beg for.

bespeak	bĭ-spĕk'. To predict or give a sign of.
borne	bōrn. Carried, assigned, or taken, as in a responsibility.
brink	břĭngk. An edge; the point at which something begins.
buckler	bŭk'lĕr. A small, round shield either carried or worn on the arm.
bulwark	bŭl'wĕrk. Something serving as a defense or safeguard.
cardinal	kārd'nĕl. Of high importance.
Chancellor	chān'sĕ-lĕr. An official of high rank.
chasm	kāz'ĕm. A deep opening in the earth's surface.
chivalrous	shĭv'ĕl-rĕs. Characterized by honor and courtesy.
chivalry	shĭv'ĕl-rĕ. Customs of knighthood such as bravery, honor, and courtesy.
circlet	sŭr'klĭt. A small circle, especially a circular ornament.
cistern	sĭs'tĕrn. A receptacle for holding water or other liquids.
citadel	sĭt'ĕ-dĕl. A stronghold or fortified place.
citation	sĭ-tā'shĕn. A commendation for excellent service.
cleanness	klĕn'nĕss. Purity of life and language.
colleagues	kŏl'ĕgz'. Peers or allies.
communion	kĕ-myŭn'yĕn. The act of sharing thoughts; fellowship.
conscientiously	kŏn'shĕ-ĕn'shĕs-lĕ. Guided by morals; thoroughly.
consecrate	kŏn'sĭ-krāt'. To dedicate solemnly to a service or goal.
consolation	kŏn'sĕ-lā'shĕn. Something that gives relief or comfort.
consonant	kŏn'sĕ-nĕnt. Being in agreement or accord.
conspicuously	kĕn-spĭk'yŭ-ĕs-lĕ'. Easily noticed; obvious.
constancy	kŏn'stĕn-sĕ. Being faithful to purposes.
constitute	kŏn'stĭ-tŭt'. To appoint to an office; to designate.
convene	kĕn-vĕn'. To come together for an official purpose.
courteous	kŭr'tĕ-ĕs. Marked by respect toward others.
courtesy	kŭr'tĭ-sĕ. Consideration, and respect in dealing with others.
covenant	kŭv'ĕ-nĕnt. A binding agreement or contract.

coveted	kŭv'it-ĕd. Strongly desired.
crises	krĭ sēz. Unstable political or social conditions.
dais(es)	dā'is(əs) , dī' is(əs). A raised platform.
debauch	dĭ-bôch'. To lead away from virtue; to corrupt.
decorum	dĭ-kōr'əm. Appropriateness of behavior
deference	dĕf'ər-əns. Courteous respect.
degradation	dĕg'rə-dā'shən. A decline to an immoral quality.
deliberations	dĭ-lĭb'ə-rā'shənz. A meeting; a decision-making process.
devaluation	dĕ-vāl'yū -ā' shən. A lowering in price or value.
devolve	dĭ-vōlv'. To pass on or delegate.
diligent	dĭl'ĕ-jənt. Showing steady and earnest care and effort.
doling	dōl' ĩng. Donating to charity.
eloquent	ĕl'ĕ-kwənt. Movingly expressive, as in speech.
emulation	ĕm'yə-lā'shən. Imitation of another.
endeavors	ĕn-dĕv'ərs. Activities directed toward a goal.
engrossing	ĕn-grō'sĭng. Occupying one's complete attention.
enlightenment	ĕn-lĭt'n-mənt. A state of giving intellectual insight.
ensuing	ĕn-sū' ĩng. Following; taking place subsequently.
ere	âr. Before.
exalted	ĭg-zōl'tĭd. Elevated in rank or status.
exemplar	ĭg-zĕm'plār'. A model; one worthy of imitation.
exemplify	ĭg-zĕm'plə-fĭ'. To illustrate by example.
exponent	ĕk'spō'nənt. One that speaks for or advocates.
fallible	fāl'ə-bəl. Capable of making an error.
fidelity	fĭ-dĕl'ĭ-tĕ , fĭ-dĕl'ĭ-tĕ. The quality or state of being faithful.
filial	fĭl'ĕ-əl. Of, relating to, or befitting a son or daughter.
fleeting	flĕ'tĭng. Passing quickly.
forbearance	fôr-bâr'əns. Tolerance; patience.

fowler	foul'ər. A sportsman who hunts or traps wild fowl.
garland	gär'lænd. A wreath of flowers, used as a decoration.
garb	gärb. A distinctive form of clothing.
Godspeed	göd'spēd'. Success or good fortune; literally, God's blessings.
hallowed	hăl'ōd. Highly respected or beloved.
henceforth	hěns'fōrth'. From now on.
herald	hēr'æld. To announce or proclaim.
heraldic	hə-räl'dík. Something that designates or proclaims.
heretofore	hîr'tə-fōr'. Previously; up until now.
illumination	ĩ-lū'mə-nā'shən. Spiritual insight.
illustrious	ĩ-lūs'trē-əs. Well known and distinguished.
immemorial	ĩm'ə-mōr'ē-əl. Reaching beyond the limits of memory.
immortelles	ĩm'ōr-tělz'. Flowers that retain their shape and color when dried.
inculcate	ĩn'kūl- kāt' , ĩn-kūl'kāt'. To impress upon the mind of another; to instill.
incumbent	ĩn-kūm'bənt. A person who holds an office.
indulgent	ĩn-dūl'jənt. Disposed to show favor.
infamy	ĩn'fə-mē. Evil fame or reputation.
ingrained	ĩn-grānd'. Firmly established; deep-rooted.
inherent	ĩn-hēr'ənt. Forming an essential element; essence.
inscrutable	ĩn-skrū'tə-bəl. Difficult to understand; mysterious.
insignia	ĩn-sĭg'nē-ə. A badge of rank; an emblem.
instinctively	ĩn-stĭngk'tĭv-lē. Happening without thought; involuntary.
integral	ĩn-tĕg'rəl. Essential or necessary.
interpolation	ĩn-tūr'pə-lā'shən. The act of inserting into a sequence.
intrinsic	ĩn-trĭn'zĭk. Related to the essential nature of a thing; essence.
investiture	ĩn-vēs'tə-chər. A formal ceremony for conferring an honor.
invoke	ĩn-vōk'. To call on for assistance, often to a higher power.
irreparable	ĩ-rĕp'ər-ə-bəl. Impossible to repair.

Jacques DeMolay:	Zhāk Dē' Mō - lā'. Last Grand Master of the Knights Templar.
lustre	lūs'tər. Variant of "luster", meaning brightness.
manifest	măn'ə-fĕst'. Clearly apparent or obvious.
manifold	măn'ə-fōld'. Many and varied.
memento	mə-mĕn'tō. A reminder of the past; a keepsake.
meritorious	mĕr'ī-tōr'ē-əs. Deserving reward or praise.
monumented	mōn'yə-mənt' ěd. Preserved, as in the memory of someone.
nigh	nī. Near.
Nineveh	nīn'ə-və. An ancient city of Assyria on the Tigris River.
noisome	noi'səm. Harmful or dangerous.
ostentatious	ōs'tĕn-tā'shəs. Marked by unnecessary extravagance.
pangs	pāngz. Sudden sharp spasms of pain.
patriotism	pā'trĕ-ə-tīz'əm. Love for or devotion to one's country.
permeate	pûr'mĕ-āt'. To spread or flow throughout; to pervade.
perpetual	pĕr-pĕch'ū-əl. Lasting forever.
perpetuate	pĕr-pĕch'ū-āt'. To cause to be remembered for all time.
perpetuity	pûr'pī-tū'ī-tĕ. Time without end; eternity.
pestilence	pĕs'tĕ-lĕns. An evil influence or agent.
phalanx	fā'lāngks'. A formation of infantry with shields and spears.
portals	pōr'tls. A means of entrance.
presumptuous	pŕī-zŭmp'chŭ-əs. Going beyond what is right or proper; excessively forward.
propriety	pŕĕ-pŕī'ī-tĕ. Appropriateness; quality of being proper.
reconsecrate	rĕ-kōn'sī-krāt'. To rededicate solemnly to a service or goal.
reposed	rī-pōzd'. Confidence or trust placed in someone or something.
repository	rī-pōz'ī-tōr'ē. A safe place for storing things or concepts.
resurrection	rĕz'ə-rĕk'shĕn. The state of one who has returned to life.
reverence	rĕv'ər-ĕns. To consider or treat with respect.

righteousness	rɪˈtʃəs-nəs. State of being morally upright, without sin.
rites	rɪtʃ. Ceremonial acts; rituals.
saber	səˈbɛr. A heavy cavalry sword.
sanctify	sæŋkˈtə-fɪ. To bless; to purify.
sanctity	sæŋkˈtɪ-tē. Something considered sacred.
scrupulously	skrūˈpyə-ləs-lē. Painstakingly exact; precise.
sedition	sɪ-dɪʃˈən. Rebellion or insurrection.
Semper Fidelis	sɛmˈpɛr-fɪ-dɛlˈɪs. Latin for “always faithful”.
serried	sɛrˈɛd. Pressed or crowded together, especially in rows.
severed	sɛvˈɛrd. Broken apart or separated.
shirk	ʃɪrk. To avoid or neglect a duty.
solace	səlˈɪs. Comfort in times of distress.
spray	sprā. A small branch bearing buds or flowers.
sprig	sprɪg. A twig of a plant.
steadfast	stɛdˈfæst. Fixed or unchanging; steady.
stewardship	stūˈɛrd-shɪp. The act of managing or supervising.
tangible	tæŋˈjə-bəl. Possible to touch; having a value.
tares	tārz. Unwelcome elements; weeds.
tender	tɛnˈdɛr. To offer formally; to give with respect.
tenet	tɛnˈɪt. A principle held by an organization; doctrine.
threshold	thrɛʃˈhɔld. A point at which a change occurs in a person.
toga virilis	tōˈgə vɛ-rɪlˈɪs. A white toga symbolizing manhood that boys in ancient Rome wore starting at age 15.
transcend	træn-sɛnd. To reach beyond the limits of.
Tuebor	tū-āˈbɔr. Latin for “I shall defend”.
tunic	tūˈnɪk. A loose-fitting garment worn in ancient Rome.
undermine	ʌnˈdɛr-mɪn. To weaken or injure.
unflinching	ʌn-fɔlˈtɛr-ɪŋg. Being steady in purpose or action.
unfurl	ʌn-fɪr. To unroll or open something.

unswervingly	ŭn-swŭr'vĭng-lē. Constant or steady.
vainglory	vān'glōr'ē. Boastful pride in one's accomplishments.
valiant	vāl'yənt. Brave; possessing valor.
veritable	vēr'ī-tə-bəl. Being real or genuine.
vibrant	vī'brənt. Characterized by a lively, eager quality.
vindicate	vĭn'dĭ-kāt'. To justify or support a decision.
virtuous	vŭr'chŭ-əs. Having or showing moral excellence.
votive	vō'tĭv. Given in fulfillment of a vow or pledge.
wield	wēld. To handle with skill and ease.
wilt	wĭlt. Old style of "will" (in the second person, "you").
wrought	rôt. Worked on; created.
zealously	zēl'əs-lē'. Enthusiastically; with fervor.
zenith	zē'nĭth. The highest point reached by a celestial body, as in the sun; the peak.

APPENDIX B

Suggested Music Titles

The Water Music	G. F. Handel
Music for the Royal Fireworks	G. F. Handel
Judas Maccabaeus	G. F. Handel
Allegro (1st Movement) Mandolin Concerto in C Major	Vivaldi
The Four Seasons	Vivaldi
Concerto in C Major for Two Trumpets	Vivaldi
Fanfare for the Common Man	Aaron Copland
Appalachian Spring	Aaron Copland
Symphony No. 4 (Italian) Fourth Movement	Mendelssohn
Fingal's Cave Overture	Mendelssohn
Pomp and Circumstance Marches 1-5	Sir Edward Elgar
Canon in D Major	Johann Pachelbel
War March of the Priests	Mendelssohn
Grand March from Aida	Giuseppe Verdi
Coronation March	Meyerbeer
Trumpet Voluntary	Henry Purcell
Organ Symphony No. 5 (Finale)	Carl M. Vidor
Procession of the Nobles	Rimsky-Korsakov
Orb and Sceptre	William Walton
Belshazzar's Feast	William Walton
Symphonic Phantastique	Berlioz
Adagio for Strings	Samuel Barber
Bolero	Maurice Ravel
Hohenfriedberger March	Frederick the Great
Rondeau	Mouret
Albason	Reiche
Adagio in G. Minor	Albinoni
The Moldau	Smetana
Piece Heroic	Frank
Fountains of Rome	Respighi
Symphony No. 2	Sibelius
Also Sprach Zarathustra	R. Strauss
Til Eulenspiegel	R. Strauss
Bugler's Dream (Olympic Fanfare)	Leo Arnaud
Song of the Blacksmith	Holst
Rhapsody on a Theme by Paganini	Rachmaninoff
Concerto for Orchestra	Bartok
Die Meistersinger Overture	Wagner
Flying Dutchman Overture	Wagner
Nocturne from Carmen	Bizet
Children's Prayer from Hanzel and Gretel	Humperdinck
Prince Georg of Denmark March	Jeremiah Clarke
Pictures at an Exhibition	Mussorgsky
Symphony No. 1 in B Flat Minor	Schumann
Symphony No. 2 in G. Minor	Gustav Mahler
Les Preludes	Liszt
Symphony No. 101 in D Major	Haydn
Coronation March for Tsar Alexander III	Tchaikovsky
Hamlet Overture	Tchaikovsky
Romeo and Juliet Overture	Tchaikovsky
Francesca Da Rimini	Tchaikovsky
Symphony No. 2 in D Major	Brahms

Symphony No. 6 in F Major (Pastorale)
Symphony No. 5
Piano Concerto in E Flat (Third Movement)
Symphony No. 96
Cantata No. 56
Cantata No. 82

Beethoven
Shostakovitch
Mozart
Mozart
Bach
Bach

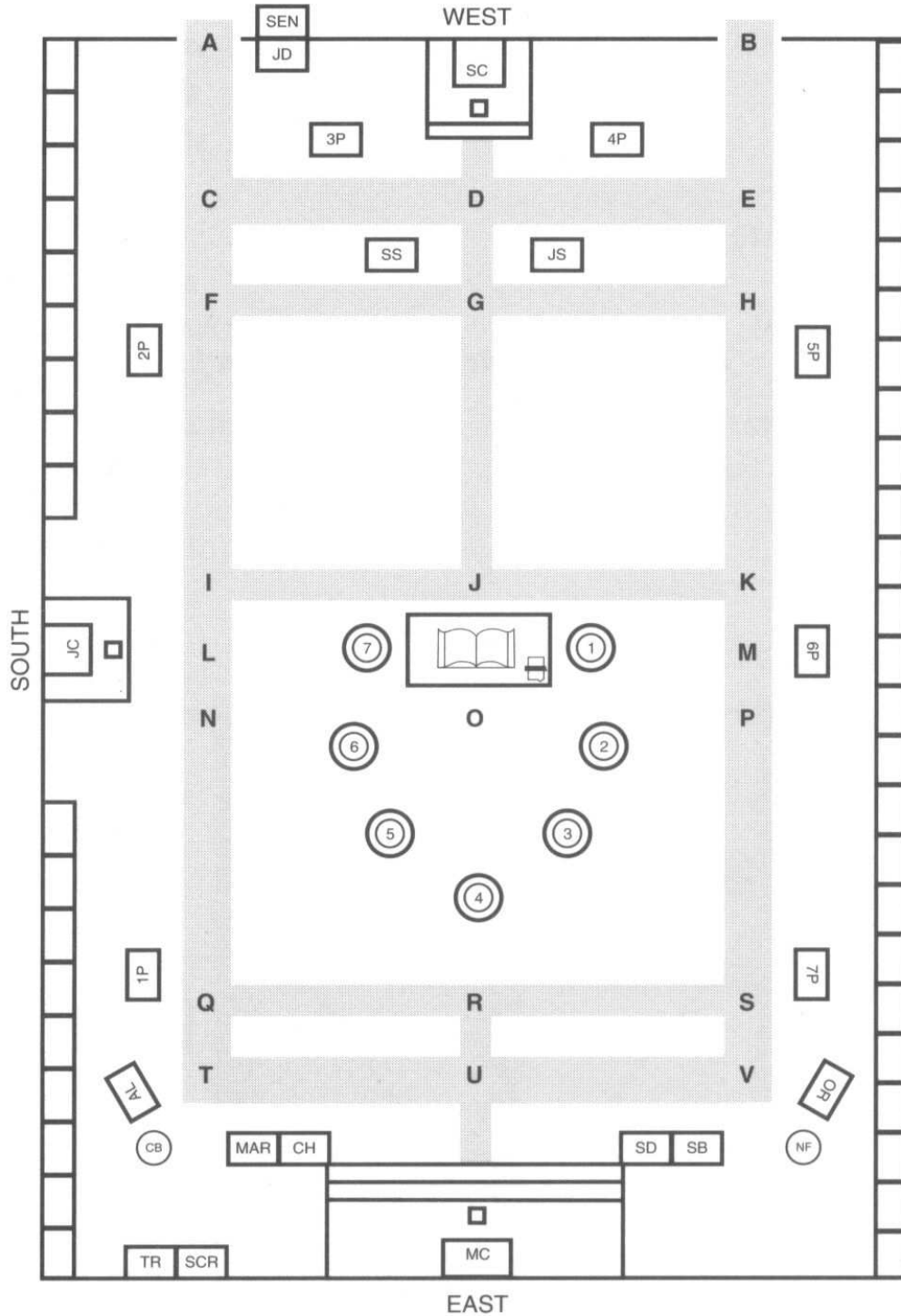
Traditional hymns may be used where appropriate. Some examples are:

Austria, Beecher, Coronation, Eventide, Hyfrydol, Pilot, Toplady, Melita, Bohemian Brethren, Vigiles et Sancti, Duke Street, Nicea, St. Anne, St. Agnes, Rockingham.

APPENDIX C

**Diagrams 1-3 and Figures 1-6
See General Instructions**

DIAGRAM ONE: ROOM ARRANGEMENT, FLOOR MOVEMENTS



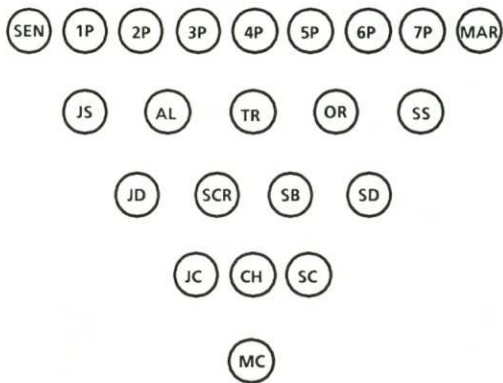


DIAGRAM TWO: POSITIONS OF OFFICERS IN TRIANGLE OF INSTALLATION SERVICE.

-105-

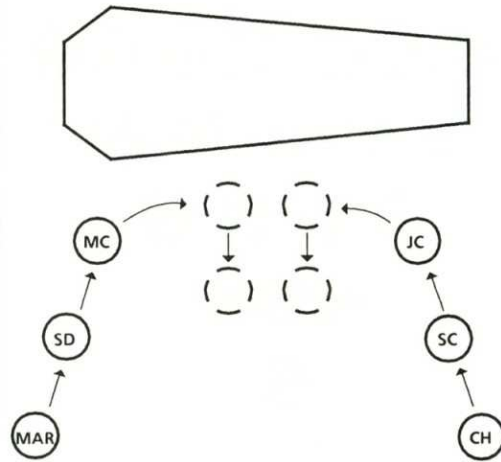


DIAGRAM THREE: OFFICERS' POSITIONS FOR FUNERAL SERVICE.

At the conclusion of ceremony, the M.C. and J.C. move toward center position of casket with others following (all facing casket). M.C. and J.C. turn around and retire with others following in pairs.

-106-




Figure 1

An Active DeMolay kneels on his left knee, his right elbow resting upon his right knee, his forehead resting in his right hand, his left hand around his right elbow.

-107-




Figure 2

Marshal conducting Chaplain (or anyone; also shows how a second party follows behind). When Marshal conducts Chaplain or any other person, the Marshal uses his own right arm and hand to take hold of that person's left forearm and wrist.

-108-




Figure 3

Marshal kneeling with a baton. Marshal kneels placing the baton across his right leg behind his right elbow.

-109-



Figure 4

Marshal carrying a baton.

-110-



Figure 5

Chaplain kneels at Altar on both knees, both hands palms down on Holy Bible, body erect, head slightly turned up; eyes may be open or closed.

-111-



Figure 6

Standard Bearer carrying the National flag.

-112-